

1. Vymaluj políčka správnou barvou podle souřadnic, hledej vodorovně a pak svisle.

Viz vzor:

TWO – EIGHT – GREY → A,

SIX – THREE – BLUE,

FOUR – SEVEN – YELLOW,

ONE – THREE – RED,

SEVEN – TWO – GREEN,

TEN – SIX – ORANGE,

TWO – FIVE – YELLOW,

NINE – SEVEN – RED,

FOUR – ONE – BLUE,

EIGHT – TWO – ORANGE,

SIX – SEVEN – RED,

FIVE – NINE – YELLOW,

THREE – TWO – GREEN,

EIGHT – ONE – ORANGE,

FOUR – FIVE – RED,

ONE – SEVEN – GREY,

TEN – EIGHT – ORANGE,

THREE – FOUR – RED,

SIX – TEN – YELLOW,

FIVE – TWO – GREEN,

EIGHT – NINE – BLUE,

THREE – TEN – GREY,

ONE – FOUR – YELLOW,

TEN – THREE – GREEN,

EIGHT – SEVEN – RED,

NINE – THREE – ORANGE,





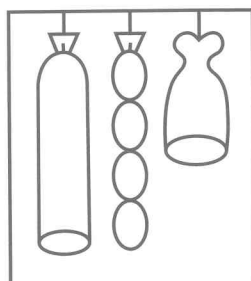
TWO – ONE – GREEN,

SEVEN – FIVE – BLUE,

THREE – SIX – YELLOW,

TEN – FOUR – ORANGE.

	1	2	3	4	5	6	7	8	9	10
1	O	M	S	C	R	W	J	S	Q	F
2	B	A	E	O	A	L	P	A	J	E
3	I	R	K	A	E	R	Z	Y	S	M
4	M	A	U	W	L	B	R	V	R	H
5	J	E	S	Q	D	F	E	P	O	A
6	C	H	I	M	N	G	A	E	U	T
7	S	A	V	E	L	I	Q	W	X	N
8	C	H	O	N	R	K	M	H	K	J
9	A	Y	E	V	W	U	I	C	F	P
10	Z	P	D	E	O	S	J	E	L	R



2. Tajenky tvoří slova ve stejně barevných políčkách shora dolů. Dozvíš se v nich, co koupila Melissa. Dokresli to do tašky.